

Euroson 2012 - Preliminary Programme

last update: 06 march 2012





Sessions with this image will have simultaneous translation: english/spanish

Saturday, 21 April

15:00 - 20:30 Pre-Congress Courses:



simultaneous
translation





- [Ultrasound in Emergency Medicine](#)  [see details](#)
- [Breast Echography I](#)  [see details](#) (organized by SEMG)
- [Musculoskeletal I-A](#)  [see details](#)
- [Musculoskeletal I-B](#)  [see details](#)

Sunday, 22 April

9:00 - 14:00 Pre-Congress Courses:



simultaneous
translation

- [Abdominal Ultrasound Marathon](#)  [see details](#)
- [Breast Echography II](#)  [see details](#) (organized by SEMG)
- [Musculoskeletal II-A](#)  [see details](#)
- [Musculoskeletal II-B](#)  [see details](#)

Auditorium A **OPENING LECTURES**

14:30 – 16:30



simultaneous
translation

- **EUROSON Lecture**
Role of vascular ultrasound in the era of non-invasive angiolumaging
Lecturer: Boris Brkljacic (Croatia)
- **WFUMB Lecture**
Contrast enhanced EUS of pancreatic tumors
Lecturer: Masatoshi Kudo (Japan)
- **Integrated clinical-ultrasound activity in hepatology**
Lecturer: Luigi Bolondi (Italy)
Chair: Concepción Bru (Spain)

Auditorium A
16:30 – 18:00



simultaneous
translation

ULTRASOUND, DERMATOLOGY AND AESTHETIC MEDICINE - S4

Chair: Fernando Alfageme (Spain)

- **Everyday applications of ultrasound in dermatology**
Ximena Wortsman (Chile)
- **Innovation and future in skin ultrasound**
Fernando Alfageme (Spain)
- **Ultrasound of Paniculopathy**
Fernando Urdiales Gálvez (Spain)
- **Ultrasound of implants**
Sofía Ruiz del Cueto Posadas (Spain)

Madrid Room
16:30 – 18:00

Paris Room
16:30 – 18:00



simultaneous
translation

SCIENTIFIC COMMUNICATIONS - S5

ADVANCES IN MUSCULOSKELETAL ULTRASOUND I - S6

Chair: Javier Lafuente Ortiz de Zarate (Spain)

- **Ultrasound of the brachial plexus and other neck nerves**
Carlo Martinolli (Italy)
- **Ultrasound of the anatomy of the dorsal compartments of the wrist.**
Carlo Martinolli (Italy)
- **Injections in tendons**
Philippe Peetrons (Belgium)

Berlin Room
16:30 – 18:00



simultaneous
translation

EYE AND ORBIT ULTRASOUND: UPDATE - S33

- **Normal Eye and Orbit Ultrasound**
José Rueda Vicente (Spain)
- **Pathological Eye and Orbit Ultrasound**
José Rueda Vicente (Spain)

Berlin Room
18:00 – 19:30



simultaneous
translation

INTRA CONGRESS WORKSHOP ICC / W1 ULTRASOUND IN DERMATOLOGY

- **Ultrasound of normal skin and nail**
Fernando Alfageme (Spain)
- **How to start studying skin, hair, nail with ultrasound**
Ximena Wortsman (Chile)

19:30 - 20:00

Opening Ceremony

20:00

Welcome Cocktail

Monday, 23 April

Auditorium A
9:30 – 11:00



simultaneous
translation

ULTRASOUND IN RHEUMATOLOGY - S7
THE CUTTING EDGE OF MUSCULOSKELETAL ULTRASOUND FOR RHEUMATIC DISEASES
Chairs: José Antonio Bouffard (USA), Paz Collado (Spain)

- **Impact of MSK US in Rheumatology**
Jacqueline Uson (Spain)
- **Role of MSK US in rheumatoid arthritis**
Esperanza Naredo (Spain)
- **Use of MSK US in spondyloarthritis**
Maria Antonietta D'Agostino (France)
- **Applications of MSK US in osteoarthritis**
Annamaria Iagnocco (Italy)

Madrid Room
9:30 – 11:00



simultaneous
translation

**CLINICAL ULTRASOUND AND THE IMPLEMENTATION IN THE FIELD OF THE
PRIMARY MEDICINE - S8**

- **Meaning of Clinical Ultrasound**
Eugenio Cerezo (Spain)
- **The SEMG Experience in the Training in Clinical Ultrasound**
Josep Fumado (Spain)
- **Training on Pediatric Ultrasound**
Stephan Schneider (Spain)
- **The French School Experience**
Carles Sentias (France)
- **The German sonotraining experience**
Bernhard Stier (Germany)
- **Project of a Common Training Course In Europe**
Jan Tuma (Switzerland)

Paris Room
9:30 – 11:00



simultaneous
translation

Therese Planiol Lecture
From ultrasound in obstetrics to ultrasonographic obstetrics
Yves Ville

DEGUM Lecture
Ultrasound in the delivery room
Karim Kalache

Berlín Room
09:30 – 11:00



simultaneous
translation

ULTRASOUND AND LIVER TRANSPLANT - S32
Chairman : Rafael Bárcena (Spain)

- **Ultrasound evaluation for liver transplant candidate.**
Tomas de Artaza (Spain)
- **Ultrasound in vascular pathology of liver transplant.**
Luis Gil Grande (Spain)
- **Ultrasound in biliar and infectious pathology of liver transplant**
José Luis Montero (Spain)

Londres Room
09:30 – 10:30

ANDRO-UROLOGY - S36

- **Ultrasound in Varicocele: Update**
Carlos Nicolau (Spain)
- **Penis Ultrasound: Update**

José Luis del Cura Rodríguez (Spain)

Outside of the venue.

10:00 – 14:00

Hospital
Montepríncipe,
Madrid

SPECIAL SESSION. Outside of the venue

Intra Congress Course. Operatin room retransmission

Venue: Hospital Monte Príncipe. Madrid

Coordinators: Andrés López (Madrid, Spain)

Xavier Sala-Blanch (Barcelona, Spain)

Professors: Enrique Monzó (Madrid, Spain)

Elena Segura (Lisbon, Portugal)

Tomás Domingo (Barcelona, Spain)

J. De Andrés (Valencia, Spain)

Contents: Ultrasound guided blocks in anesthesia.

How US change our practice. Old blocks, New approaches.

The aim of the workshop is to assess how ultrasound has modified regional anesthesia. An interactive session in which blocks will be explained and carried out on real patients in operating room and relayed to the Hospital hall.

1. Supineurial US-guided Sciatic popliteal block at nerve division level.
2. US-guided continuous Femoral nerve block. An “in plane” approach.
3. US-guided Infraclavicular brachial plexus block at first part of axillary artery.
4. A low interscalene US-guided block. A new safer and success interscalene block.
5. US-guided spinal access.

11:00 - 11:30

Coffee-Break

Auditorium A

11:30 – 13:00



simultaneous
translation

ECOGRAPHY UPDATE IN BREAST AND GYNECOLOGICAL DISEASES - S14

President: Jose M. Laila. (Spain)

Chairman: Luis Ortiz Quitana (Spain)

- **New technologies in the diagnosis and management of breast solid masses**
 - **Real Time Tissue Elastography**
Dominique Amy (France)
 - **3D Technique**
Javier Ortiz (Spain)
- **Deep pelvic endometriosis: US evaluation**
Stefano Guerriero (Italy)
- **Ultrasound assessment of adnexal masses: Focusing on image**
Juan L. Alcázar (Spain)
- **Benign Pathology of endometrium and uterus cavity - US 3D - 4D Color Doppler**
Ramon Bataglia Araujo (Paraguay)

Madrid Room
11:30 – 13:00



simultaneous
translation

UPDATE IN PRENATAL, NEONATAL AND PEDIATRIC GASTROINTESTINAL ULTRASOUND- S11

Chair: Stephan Schneider (Spain)

- **Ultrasound examination of the normal and abnormal fetal digestive tract**
Alegre M, Olmo I, Lara C & Serra V
Presenting author: Vicente Serra (Spain)
- **Ultrasound examination of the gastrointestinal tract in the newborn and the small baby: an update.**
George Harmat (Hungary)
- **Intussusception, appendicitis, inflammatory bowel disease and more – ultrasonography of the GI tract in children**
Rüdiger Kardorff (Germany)

Paris Room
11:30 – 13:00



simultaneous
translation

EFSUMB YOUNG INVESTIGATOR'S SESSION - S9

- **Meralgia paresthetica: Value of Ultrasound guided injection over a follow up of 12 month**
Ralph Faschingbauer (Austria)
- **Non-Invasive Compound Elastography of Carotid Arteries: in patient validation**
Hendrik H Hansen (The Netherlands)
- **Drainage of poorly visualized areas guided by image fusion involving ultrasound and electromagnetic needle tracking – initial experience**
Ditte Dencker (Denmark)
- **Dose-dependent artefact in the far wall of the carotid artery with dynamic contrast enhanced ultrasound**
Ankur Thapar (United Kingdom)
- **Perfusion Quantification in Treated Hepatocellular Carcinoma using CEUS**
Mihai Adrian SOCACIU (Romania)
- **New prototypes of microbubbles: in vitro evaluation of their reflectivity using Contrast Software**
Manuela Marzo (Italy)
- **Can contrast-enhanced ultrasound characteristics help in differentiation between focal nodular hyperplasia and hepatocellular adenoma**
Ksenija Vuković (Slovenia)

Berlín Room
11:30 – 13:00



simultaneous
translation

MISCELLANEOUS SESSION - S12

Chair: Michael Bachmann Nielsen (Denmark)

- **Thyroid Ultrasound Update**
Juan Fernández Sánchez (Germany)
- **Ultrasound of the Neck and Floor of the Mouth**
Norbert Gritzmann (Austria)
- **Salivary Glands Ultrasound**
Ewa Bialek (Poland)
- **PowerPoint presentations - five useful add-ons and programs for managing images and videos in your presentation**
Michael Bachmann Nielsen (Denmark)

Madrid Room
13:00 – 14:00

SATELLITE SYMPOSIUM

Sponsored by [Samsung Medison](#)

Paris Room
13:00 – 14:00

SATELLITE SYMPOSIUM
Advances in Radiology Ultrasound Using the iU22 xMATRIX
Sponsored by [Phillips](#)

Chair:
Dr Santiago Méndez Alonso
Puerta de Hierro Majadahonda Hospital. Spain

Speakers:

- **xMATRIX, a New Diagnostic Tool for Abdominal Ultrasound**
Dr Dirk Clevert
Klinikum der Universität München. München, Germany
- **Volumetric Scan in Obstetrics**
Dr Carlos Lopez Ramon y Cajal
Vigo University Hospital. Vigo, Spain

Berlin Room
13:00 – 14:00

SATELLITE SYMPOSIUM
Sponsored by [Bracco](#)

13:00 - 14:30

Lunch (not included) - Posters Session

Auditorium A
14:30 – 16:00



simultaneous
translation

HANS HENRIK HOLM LECTURE - S13
Ultrasound of the muscle-tendon-bone unit
Michael Court-Payen (Denmark)

Madrid Room
14:30 – 16:00



simultaneous
translation

ULTRASOUND AND FETAL THERAPY - S10
President: Antonio González (Spain)
Chairman: Alberto Galindo (Spain)

- **How to improve our results in the diagnosis of the fetal cardiac malformations**
Alberto Galindo (Spain)
- **Prenatal anatomical imaging in fetuses with congenital diaphragmatic defects: prediction of pulmonary hypoplasia**
Jose M. Martínez (Spain)
- **Prenatal diagnosis of Lower Urinary Tract Obstruction (LUTO). Prediction of fetal renal function**
Eugenia Antolín (Spain)
- **How useful is 3D 4D US in the diagnosis of CNS abnormalities**
Dario Paladini (Italy)

Paris Room
14:30 – 16:00



simultaneous
translation

ADVANCED INDICATIONS OF ULTRASOUND IN SPORTS INJURY - S15

Chairs: Fernando Gutiérrez (Spain), Fernando Jiménez (Spain)

- **Advantages of ultrasound applied to musculoskeletal injuries in sport**
Fernando Jiménez (Spain)
- **Advances in the diagnosis of muscle pathology**
Ramón Balius (Spain)
- **Advances in the diagnosis of tendon pathology**
Guillermo Álvarez (Spain)
- **Advances in the diagnosis of joint pathology**
José Antonio Bouffard (USA)

16:00 - 16:30

Coffee-Break

Auditorium A
16:30 – 18:00



simultaneous
translation

ULTRASOUND OUTCOMES IN MATERNAL MEDICINE AND REPRODUCTION - S16

President: Joaquin Díaz-Recasens. Presidente de la SESEGO. (Spain)

Chair: Joaquin Santolaya (USA)

- **Contemporary observations concerning the antenatal screening diagnosis and perinatal management of Down syndrome in USA**
Joaquin Santolaya (USA)
- **Ultrasound in IUGR and fetal hemodynamic evaluation**
Juan León (Spain)
- **Diagnosis and management of placental abnormalities**
Yinka Oyelese (USA)
- **Embryo volume measurements in the first trimester and its application in the diagnosis of IUGR and fetal chromosomopathies**
Juan Troyano (Spain)

Madrid Room
16:30 – 18:00



simultaneous
translation

ROLE OF ULTRASOUND IN PANCREATIC PATHOLOGY - S17

ENDOSCOPIC ULTRASOUND (EUS) IN THE MANAGEMENT OF PANCREATIC DISEASES

Chair: Fernando Carballo Álvarez (Spain)

- **Usefulness of Endoscopic Ultrasound in the diagnosis and treatment of chronic pancreatitis**
Julio Iglesias García (Spain)
- **Differential diagnosis of solid pancreatic masses. Role of Contrast-enhanced EUS and EUS-Elastography**
Christoph F. Dietrich (Germany)
- **Endoscopic ultrasound in the differential diagnosis of cystic pancreatic lesions: do we always need it?**
tbc

Paris Room
16:30 – 18:00

SCIENTIFIC COMMUNICATIONS - S18

Berlin Room
16:30 – 18:00



NON LIVER CEUS SESSION - S37

- **CEUS in renal tumours**
Jan Tuma (Switzerland)
- **Extrahepatic applications of contrast enhanced ultrasonography. An experience focused on pancreas, spleen and biliary tract.**

simultaneous
translation

Radu Badea (Cluj-Napoca, Romania)

17:45 h.

Presentation of the Young Investigator Award
will take place during this session

Tuesday, 24 April

Auditorium A
9:30 – 11:00



simultaneous
translation

SHOCKWAVE TREATMENT: AN ALTERNATIVE - S19

Chair: Karin Freitag Pérez (Spain)

- **Shockwave treatments. Physical Principles**
Ricardo Rodríguez de Oya (Spain)
- **Shockwave treatments indications**
José Ramón Aranzabal Otaduy (Spain)
- **Ultrasound and shockwave treatments**
Juan Maria Alarcón García (Spain)
- **Shockwave treatments future**
Antonio Morral Fernández (Spain)

Madrid Room
9:30 – 11:00



simultaneous
translation

EARLY-STAGE HEPATOCELLULAR CARCINOMA: SURVEILLANCE, DIAGNOSIS AND TREATMENTS - S20

Chair: Concepción Bru (Spain)

- **Surveillance program and early detection of HCC**
Michel Beaugrand (France)
- **CEUS for the diagnosis of small focal liver lesions in liver cirrhosis.**
Franca Meloni (Italy)
- **Ablative treatments for small HCC**
Luis Bianchi (Spain)

Berlin Room
9:30 – 11:00



simultaneous
translation

SAFETY SESSION – S34

- **Safety of Elastography**
Gail ter Haar (United Kingdom)
- **How important are pre-sets?**
Gail ter Haar (United Kingdom), PepeSalvesen (Norway), Christian Kollman (Austria)
- **"Hot" topics from the literature**
Christian Kollmann (Austria)
- **Status of safety statements - an introduction to those that have received world-wide agreement**
Pepe Salvesen (Norway)

Paris Room
9:30 – 11:00



simultaneous
translation

PRACTICALITY OF THE LATEST ADVANCES IN DOPPLER ECHOCARDIOGRAPHY - S21

Chairmen: Dr. Miguel Ángel García Fernández
Departamento de Medicina. Universidad Complutense de Madrid. Spain

Dr. Enrique Selva Bellod
Hospital Ntra. Sra. de América. Madrid. Spain

Speakers: **Echo three-dimensional Transthoracic in daily practice**
Pedro Marcos Alberca. H. San Carlos, Madrid. Spain

New techniques for the study of myocardial deformation
Patricia Mahia. H. Carlos III, Madrid. Spain

Echo three-dimensional transesofágico in daily practice

TBC

Role of echocardiography in telemedicine

Alberto Hernández Abadía. H. Gomez Ulla, Madrid. Spain

11:00 - 11:30

Coffee-Break

Auditorium A

11:30 – 13:00



simultaneous
translation

VASCULAR ULTRASOUND - S22

Chair: Diana Gaitini (Israel)

- **Deep vein thrombosis and alternative findings**
Boris Brkljacic (Croatia)
- **Carotid and vertebral arteries: clinical cases**
Miguel Lo Vuolo (Argentina)
- **Doppler evaluation of the liver**
Diana Gaitini (Israel)
- **Renal artery stenosis: the use of duplex ultrasound**
Daniel Staub (Switzerland)

Madrid Room

11:30 – 13:00



simultaneous
translation

ADVANCES IN ULTRASOUND AND RHEUMATOLOGY - S23

THE CUTTING EDGE OF SONOANATOMY OF COMPLEX ANATOMIC AREAS

Chairs: Eugenio Cerezo (Spain), Ana Rodríguez (Spain)

- **Rotator interval**
Philippe Peetrons (Belgium) and Carlo Martinoli (Italy)
- **Wrist**
David Bong (Spain)
- **Finger extensor and flexor tendons**
Jordi Palau (Spain)
- **Periarticular hip**
Ingrid Möller (Spain)
- **Ankle ligaments**
Carlo Martinoli (Italy)

Paris Room

11:30 – 13:00



simultaneous
translation

ULTRASOUND IN ANESTHESIA - S24

Chair: Xavier Sala-Blanch (Spain)

- **Ultrasound-assisted nerve blocks and nerve puncture. A new vision of regional anesthesia.**
Xavier Sala-Blanch (Spain)
- **Interfascial ultrasound-lock in the management of chronic musculoskeletal pain.**
Tomás Domingo Rufes (Spain)
- **Has ultrasound changed the management of patients with chronic low back pain?**
José de Andrés (Spain)
- **TBC**
Elena Segura Grau (Portugal)

Berlin Room

11:30 – 13:00



simultaneous
translation

LATE ADVANCES IN DIGESTIVE ULTRASOUND. STAR SESSION - S35

Chair: Dr. Fabio Piscalia

- **3D ultrasound in Gastroenterology**
Dr. Odd Helge Gilja
- **Perineal Ultrasound**
Dr. Dieter Nürnberg (Germany)
- **Assessment of locoregional therapies (percutaneous and endovascular) of liver tumors**

13:00 - 14:30

Lunch (not included) - Posters Session

Auditorium A
14:30 – 16:00



simultaneous
translation

ULTRASOUND IN THE MANAGEMENT OF CHRONIC INTESTINAL INFLAMMATION DISEASE - S25

Chair: Miguel Ángel Gassull (Spain)

- **Conventional US in Crohn's disease**
Vlastimil Valek (Czech Republic)
- **CEUS in Crohn's disease**
Vincenzo Migaletto (Italy)
- **CEUS in monitoring response to anti-inflammatory therapy in Crohn's disease**
Emilio Quaia (Italy)

Madrid Room
14:30 – 16:00



simultaneous
translation

ECO-DOPPLER IN THE MANAGEMENT OF VASCULAR ACCESS - S26

Chairs: Antonio Martín Conejero (Spain) – Luis de Benito (Spain)

- **Ultrasound scan prior to vascular access. Preoperative mapping.**
Joaquín Vallespín (Spain)
- **Ultrasound in vascular access : preoperative management and long term follow-up.**
Rosario Llopez (Spain)
- **Complications of a-v fistulas. Diagnosis by duplex scan**
Ángel Flores (Spain)
- **Is ultrasonographic follow-up justified for humero-axillary fistulas for hemodialysis?**
Guillermo Moñux (Spain)
- **Pre And Intra-Operative Factors Predicting 1-Month Arteriovenous Fistula Thrombosis**
Gaspar Mestres (Spain)

Berlin Room
14:30 – 16:00



simultaneous
translation

INTRA CONGRESS WORKSHOP ICC / W9

DOPPLER IN THE FIRST TRIMESTER OF PREGNANCY: BENEFITS AND RISKS

- **Doppler studies in the first trimester: an experimental model and clinical indications.**
Begoña Pellicer (Spain)
- **Physical principles in Doppler**
Ulrich Rodekuhr

Paris Room
14:30 – 16:00



simultaneous
translation

DOPPLER ULTRASOUND IN THE EVALUATION OF ATHLETE HEART - S27

Chairmen: Dr. Leopoldo Pérez de Isla
H. Clínico San Carlos. Madrid. Spain

Dra. Araceli Boraita Pérez
Consejo Superior de Deportes. Madrid. Spain

Speakers: **Echo three-dimensional: application in athletes**
Leopoldo Pérez de Isla. H. Clínico San Carlos, Madrid. Spain

Athlete Heart: boundaries between adaptation and pathology

Dr. Zigor Madaria. H. de Basurto, Bilbao. Spain

The echo in the study of pathologies associated with sudden death in the athlete: cardiomyopathies

Dra. Adriana Saltijeral Cerezo. H. del Tajo Aranjuez, Madrid. Spain

16:00 - 16:30

Coffee-Break

Auditorium A
16:30 – 18:00



simultaneous
translation

ENDOANAL AND ENDORECTAL ULTRASOUNDS: WHAT'S NEW? - S28

Chair: Damián García-Olmo (Spain)

- **Current role of ultrasound in rectal cancer: staging, patient selection for neo-adjuvancy and re-staging**
Emilio del Valle (Spain)
- **Endoanal ultrasonography in the evaluation of perianal abscesses and fistula-in-ano including Crohn disease**
José Manuel Ramírez (Spain)
- **Three-dimensional ano-rectal ultrasonography. It take advantage?**
Castro Poças (Portugal)

Madrid Room
16:30 – 18:00



simultaneous
translation

ULTRASOUND IN EMERGENCY MEDICINE - S29

Chair: Ramón Nogué (Spain)

- **Lung US in acute respiratory failure. BLUE protocol**
D. Lichtenstein (France)
- **Focused echocardiography for emergency situations**
S. Mongoni (Italy)
- **US applications in the emergency room and out-of-hospital emergency care**
L. Neri (Italy)
- **US Hemodynamic monitoring, volume status**
T. Villén (Spain)

Paris Room
16:30 – 18:00

SCIENTIFIC COMMUNICATIONS - S30

Berlin Room
16:30 – 18:00



simultaneous
translation

EFSUMB EDUCATION SESSION - S31

Chairs: J. Tuma (Switzerland), D. Nürnberg (Germany)

- **Introduction**
Jan Tuma (Switzerland)
- **Presentation of EFSUMB Education: Website & E-Learning**
Vito Cantisani (Italy)
- **Presentation of the Textbook on the Internet**
Christoph F. Dietrich (Germany)
- **Presentation of the idea of Centers of Excellence**
Dieter Nürnberg (Germany)
- **Medical Student Education**
Radu Badea (Cluj-Napoca, Romania)
- **Presentation of the idea of a common European course work with structured training**
Gebhard Mathis (Austria) and Jan Tuma (Switzerland)
- **Award-winning EFSUMB Quiz**
Hilde Berner Hammer (Norway) and František Závůra (Czech Republic)